



# Beta USA Oil Change Kit

Part# AB-63000-4  
2015+ 4 Stroke RR/RR-S


## Installation Instructions:

1. Remove Skid Plate

2. Remove both 8mm oil filter cover bolts, have drain pan in place to catch oil drippings.

3. Remove oil Filter and the cover o-ring. Leave uncovered to help with oil drainage.

4. Remove Engine oil drain bolt using 13 mm socket. Allow engine oil to drain.





# Beta USA Oil Change Kit


Part# AB-63000-4  
2015+ 4 Stroke RR/RR-S

## Installation Instructions:

5. Remove transmission oil drain bolt. Allow transmission oil to completely drain into catch pan.

6. Reinstall Oil filter. Make sure the open end of filter is facing toward engine and the solid end is facing the filter cover.

7. Install new oil filter cover o-ring. Reinstall cap. Tighten to 10 Nm.





# Beta USA Oil Change Kit


Part# AB-63000-4  
2015+ 4 Stroke RR/RR-S

## Installation Instructions:



8. Install new o-rings on the transmission and engine oil drain bolts..

9. Re install drain bolts tighten engine drain bolt to 15 Nm. Tighten transmission drain bolt to 20 Nm.



10. Refill Engine using supplied Liqui Moly 10W-50. 750 ML on the transmission side and 750 ML on the engine side. Replace Oil filler cap o-rings with supplied new o-rings. Install and tighten caps.

11. Your Beta is ready to hit the trails!

