




# Engine plug replacement kit

**Models Affected:**  
**2010-2020 4 Stroke 350-500**


10-2020

CONFIDENTIALITY NOTICE


This message (including any attachments) contains information that may be confidential and is for authorized Beta Dealer's use only.




1. Apply heat to the area around the screw.



4. Apply the supplied thread locking sealant to the threads of the supplied tapered 8x1.0 set screw.



2. Use a hand impact driver to loosen and removed the leaking set screw.



5. Thread the set screw in until it is fully seated and tight.  
Wait 24 hours for the thread sealant to dry before starting the engine and testing for leakage.



3. Use the supplied 8x1.0 tap to rethread the hole.