




Wiring Supplement for 2018+ EFI RR-Race Edition & 2019+ RR-S 4-Stroke using IMS Tanks

For: IMS Tanks AB-12039 & AB-12041



Wire harness re-routing Instructions:

NOTE: On 2018+ EFI RR Race Ed. & '19+ RR-S using IMS tanks, it's necessary to re-route the wiring harness loom under the main frame's cross-rail ensures there's no chafing of the wiring harness.



1. Remove the seat, fuel tank, radiator shrouds, disconnect battery, & remove the airbox cover.
2. Carefully remove all zip ties holding the wire harness under the fuel tank, throttle body, & near the battery at the subframe, carefully noting their placement & position.
3. Photograph the harness plug location on the bracket under the fuel tank area & throttle body, this will help you with location placement during harness re-routing.
4. Remove the bolt holding the ground wires & wiring bracket to the frame. Depress the plug locking tabs to remove the plugs from the bracket.
5. Unplug all the plugs starting with the regulator, wiring bracket, throttle body, & injector(s).
6. Carefully pull the harness & plugs towards the rear subframe so it can be re-routed under the frame's cross-rail & left side of the shock tower on the shifter side.



Race Edition Supplement, 4-Stroke Twin-Injector wiring with IMS Tank

For: 2018+ RR-Race Edition

Wire harness re-routing Instructions:



8. Carefully slip the harness directly under the frame's cross-rail that it was routed over previously.
9. Route all the plugs & the wire harness the same as before noting that the harness reach will end up slightly short.
10. Some slack will have to be removed from the harness near the battery in order for it to be extended forward.
11. Be sure to carefully inspect the new harness routing to ensure there's no chafing.
12. Reconnect all plugs & secure the harness with new zip ties in the original placements.
13. Add another zip tie around the harness where it passes under the frame.