

2021-2022
MODELS



RR
EVO

RR-S
X-TRAINER

RR
RACE EDITION





2022 MODELS

Entry Level Off-Road

TRAINER

Page 3

Off-Road

RR

Page 4

Street Legal Off-Road

RR-S

Page 7

Motocross

RX

Page 8

Off Road Race

RR
RACE EDITION

Page 9

Trials

EVO

Page 12

2021 MODELS

Trials

EVO
FACTORY

Page 15

*Specifications listed within this catalog are subject to change without notice. Additional information on all models including manuals, accessories, and parts books are available online at www.betausa.com/support

Legal Disclaimer

Beta USA reserves the right, without prior notice and without specifying reasons, to amend any technical specifications, fittings, scope of supply, colors, design, materials, services, offered and provided, etc., or to discontinue any accessory without replacement, or to stop manufacturing any particular product altogether. Do not attempt to imitate the depicted riding scenes. The riders shown are professional motorcycle riders in closed course or designated riding areas.

Every item in this catalog has been designed & developed for the requirements of off road motorsports. The items in this catalog have been developed and are solely intended for closed course competition use & racing applications only. Any other usage may violate U.S. Federal and/or state law and could be subject to fines. Only items explicitly designated to be "50 State Legal" have been developed and are approved to meet U.S. Federal and California emission requirements for highway on-road use.

BETAUSA.COM

©Copyright Beta USA 2021
Version 2022-B

Rideability

2022
XTRAINER
XTRAINER / 300

#1 SELLING ENTRY
LEVEL ENDURO BIKE

Entry Level Off-Road



FEATURES

- » Automatic Oil Injection
- » High Quality O-Ring Chain
- » Adjustable Power Valve
- » Smooth Power Delivery
- » Electric Start
- » Hydraulic Clutch
- » Counter-Balanced Engine
- » Lower Seat Height (35.8")

DETAILS

The Xtrainer is in a particular niche of the Enduro market, making it the perfect choice for those looking for a 2-stroke bike with a slightly softer power delivery while still offering excellent Rideability & ease of use.



2022
RR
RR 2-STROKE / 125

Off-Road

THE PLAY BIKE WITH A RACING ATTITUDE



FEATURES

- » Six Speed Transmission
- » Off-Road Light & Meter Pkg
- » Adjustable Power Valve
- » Broad Power Delivery
- » Kick Start
- » Pre-Mix
- » Removable Cylinder Head Dome
- » Sachs ZF Forks

DETAILS

The Beta 125 RR is a result of a long development from the Beta R&D department aimed at filling a gap in the off-road market as a play bike, but also a serious race bike for the GNCC XC3 class & the NEPG Enduro classes



Rideability

2022
RR
RR 2-STROKE / 200

Off-Road

AGILITY & POWER



DETAILS

The 200 RR bridges the gap between the 125 RR and the full size 250/300 RR. The 200 RR has a nimble chassis like the 125 RR, making it easier to maneuver than the larger two stroke models but with added torque.

FEATURES

- » Six Speed Transmission
- » Off-Road Light & Meter Pkg
- » Adjustable Power Valve
- » Similar Weight to 125 with Added Torque
- » Electric Start
- » Automatic Oil Injection
- » Easy Access Air Filter Box
- » Sachs ZF Forks with Tool-less Adjustability



2022



RR 2-STROKE / 250 / 300

Off-Road

OUR FLAGSHIP
ENDURO BIKE




FEATURES

- » Six Speed Transmission
- » Off-Road Light & Meter Package
- » Adjustable Power Valve
- » Broad Power Delivery
- » Electric Start
- » Automatic Oil Injection
- » Counter Balanced Engine
- » Easy Access Air Filter Box
- » Sachs ZF Forks with Tool-less Adjustability

DETAILS

The Beta 250 & 300 RR are the pinnacle in the Enduro class of bikes. Beta's rich history & motorcycle development have resulted in a refined riding experience. These two models embody the Rideability mission of Beta.



Rideability

2022
RR-S
RR-S 4-STROKE
/ 350 / 390 / 430 / 500

Street Legal Off-Road

THE MOST OFF-ROAD WORTHY DUAL SPORT

FEATURES

- » Electric Start
- » 50 State Street-Legal Off-Road
- » EFI w/ Twin Injectors
- » Fold Down Mirrors
- » 200 Watt High Output Stator
- » Dual Map Switch
- » Sachs ZF Forks with Tool-Less Adjustability
- » Easy Access Air Filter Box
- » Voyager GPS Navigation System. (seen below)



DETAILS

The RR-S models are infused with the same pedigree found in the RR bikes. These dual sport models are competitive on/off road motorcycles while maintaining a 50-state street legal status. This enables the rider to connect trails for even more riding and fun.



2022

RX

RX 2-STROKE / 300

Motocross

**BRINGING RIDEABILITY
TO MOTOCROSS**

FEATURES

- » Six Speed Transmission
- » Plated Exhaust Pipe
- » Adjustable Power Valve to Provide Custom Power Delivery
- » 19" Rear Wheel
- » Billet Aluminum Footpegs
- » Racing Graphics & Seat Cover
- » Longer and Stiffer Suspension with Stiffer MX Settings
- » 300cc 2-Stroke with Special Power Delivery for MX
- » Electric Starter



DETAILS

The popular RX is developed with a racing attitude. This motorcycle has the rare combination of linear speed and Rideability on the motocross track. Not only is the RX the best looking bike at the track, but also has the performance to back up its undeniable appeal.



Rideability

2022
RR
RACE EDITION
RR 2-STROKE / 125 / 200

Off-Road Race


**LEAVE THE OTHER
BIKES BEHIND**

DETAILS

Our Race Edition models are designed for the serious racer and the casual rider looking for a more aggressive bike.

FEATURES

- » Six Speed Transmission
- » Pre-Mix
- » Adjustable Power Valve
- » Smooth Power Delivery
- » Kick Start (125) | Electric Start (200)
- » Dual Material Rear Sprocket
- » Off Road Light & Meter Package
- » Adjustable KYB AOS Closed Cartridge Front Suspension & Aluminum Body Sach's Rear Shock
- » Billet Aluminum Footpegs



125cc



200cc



2022
RR
RACE EDITION
RR 2-STROKE / 250 / 300

Off-Road Race

THE DREAM MACHINE




FEATURES

- » **Electric Start** (Back-up kickstarter sold as an option)
- » **Pre-Mix** (Oil Injection Kit can be ordered as an accessory)
- » **Dual Material Rear Sprocket**
- » **Racing Graphics & Seat Cover**
- » **Adjustable Power Valve**
- » **Adjustable KYB AOS Closed Cartridge Front Suspension & Aluminum Body Sach's Rear Shock**
- » **Front Axle Pull**
- » **Billet Aluminum Footpegs**
- » **Off Road Light & Meter Package**
- » **Counter-Balanced Engine**
- » **Easy Access Air Filter Box**



Rideability



2022
RR
RACE EDITION

RR 4-STROKE / 350 / 390 / 430 / 480

Off-Road Race

**A 4-STROKE DIRT
ROCKETSHIP**



FEATURES

- » Six Speed Transmission
- » Billet Aluminum Footpegs
- » Racing Graphics & Seat Cover
- » KYB AOS Closed Cartridge Front Suspension & Aluminum Body Sach's Rear Shock
- » Easy Access Air Filter Box
- » Off Road Light & Meter Package
- » Smooth 4-Stroke Power Delivery
- » The Lightest Feeling 4-Stroke Range Ever Produced
- » Front Axle Pull
- » Dual Material Rear Sprocket
- » Quick Release Seat Removal
- » On Demand Traction Control



2022


EVO

EVO 2-STROKE

/ 125 / 200 / 250 / 300

Trials

THE MOST RELIABLE
TRIALS BIKE AVAILABLE



FEATURES

- » Six Speed Transmission
- » Hard Coated Fork Tubes
(Except on 125 & 200 models)
- » Hydro-Formed Aluminum Frame
- » Tight Turning Radius
- » Hydraulic Clutch
- » Tubeless Rear Tire
- » Improved Carburetion & Ignition Mapping

DETAILS

Beta builds the best trials bikes in the world. Our Evo 2-Stroke editions are the top seller of Trails bikes in the USA for a good reason. Evo models offer versatility for any type of Trials terrain & gives all experience levels the right fit for their needs.



Rideability

2022

EVO

EVO 2-STROKE SS / 300

Trials

A SUPER SMOOTH
SILKY THROTTLE



DETAILS

The Evo 300 Super Smooth is an excellent option for senior riders. A slow turn throttle provides a softer power delivery which gives the rider a more predictable feel while riding trials.

FEATURES

- » Six Speed Transmission
- » Pre-Mix
- » Tubeless Rear Tire
- » Larger Flywheel Providing More Torque
- » Softer Power Delivery
- » Slow Turn Throttle
- » Different Ignition Programming
- » Hydro-Formed Aluminum Frame



2022

EVO

EVO 4-STROKE / 300

*MORE TORQUE
& MORE FUN*

Trials



FEATURES

- » Five Speed Transmission
- » Hard Coated Fork Tubes
- » Hydro-Formed Aluminum Frame
- » Extremely Quiet
- » Many Accessories for Upgrades
- » Tubeless Rear Tire
- » Lighter Bike than Competition

DETAILS

The Evo 4-Stroke 300cc is a great alternative for riders who prefer the added torque of a 4-Stroke engine.



Rideability

2021

EVO
FACTORY

EVO Factory

/ 125 / 200 / 250 / 300

Trials

FACTORY POWER FACTORY POLISH

DETAILS

The Beta Evo Factory Editions feature a 38mm front fork with adjustable compression, rebound, and spring preload. The rear suspension benefits from an aluminum body shock with adjustable compression, rebound and spring preload with linkage.



FEATURES

- » Increased Power
- » Tight Turning Radius
- » Profiled Clutch Disc
- » Titanium Header Pipe
- » Machined Foot Pegs
- » Galfer Racing Brake Discs
- » Michelin X-Lite Tires
- » Fully Adjustable Fork and Shock for Compression and Rebound Dampening and Billet Machined Triple Clamps



EVO
FACTORY

EVO 4-STROKE / 300

FEATURES

- » Michelin X11 Trial Tires
- » Black Anodized Chain Adjusters
- » Rear Suspension Linkage
- » Extremely Quiet
- » Landyard Type Kill Switch
- » BrakTec Brake & Clutch Pumps
- » Titanium Muffler & Carbon Fiber Exhaust Guard
- » Five Speed Transmission



DETAILS

The 300cc engine on 4-Stroke Evo Factory is equipped with a lighter and even higher performing titanium silencer. Additionally, the electronic control unit boosts power to improve the stability of the ignition delivery which creates a more clean burning combustion throughout the rev range.



2022

EVO

EVO SPORT

/ 125 / 200 / 300 / 300 4-Stroke

Trials

TRIALS & TRAILS
IN THE SAME BIKE



125 / 200 / 300 2-Stroke

FEATURES

- » 2 Gallon Fuel Capacity
- » Knobby Tires
- » Cushioned Seat
- » Beta Hand Guards
- » Taller Gearing
- » Front Fender Lift Kit
- » Versatile Riding Experience

DETAILS

The Beta Evo Sport was designed for the rider who wants to do a little trail riding and trials on the same trip. The Evo Sport can now be ordered as a kit with any full size Evo model.



300 4-Stroke

Rideability

2022

EVO

MINITRIALS ELECTRIC 16" & 20"

Trials

THE PERFECT TRIALS STARTER BIKES



Evo 16" Ages 5-9

FEATURES

- » Non Intimidating Entry Level Bikes
- » Lightest in Class
- » Disc Brakes
- » Aluminum Frame
- » 3 Speeds to Choose From
- » Ultra Quiet



Evo 20" Ages 8-12

2022

EVO

EVO JR. & SR. 2-Stroke

DETAILS

The Beta Evo Jr. & Sr models are the perfect starter bike for kids riding trials. These super reliable models offer a stable platform that youth riders can develop their riding skills on without being intimidated.

FEATURES

- » Non Intimidating Entry Level Bikes
- » Six Speed Transmission
- » 2-Stroke Liquid Cooled Engine
- » Most Dependable Youth Trials Bike on the Market
- » A Great Transition Platform Leading into Enduro or Trials



Evo Jr. Ages 9-12



Evo Sr. Ages 11-15

TECHNICAL SPECS



ENGINE SPECS

Engine	2-Stroke 300
Type	Beta built single cylinder, 2-stroke, liquid cooled, counter balancer, with BPV power valve system and electric start with a back up kick start sold as an option
Bore	73mm
Stroke	69.9mm
Displacement	292.3cc
Compression Ratio	11.55:1
Exhaust Valve	Beta Progressive Valve (BPV)
Ignition	AC-CDI Kokusan w/ dual map switch
Spark Plug	NGK GR7CI8
Lubrication	Electronic Oil Injection
Oil Tank Capacity	650cc
Carburetor	Keihin PWK 36mm
Clutch	Wet Diaphragm-style
Transmission	6 Speed
Final Drive	High quality O-Ring chain

CHASSIS SPECS

Frame	Molybdenum steel/Parameter-Style with quick air filter access
Wheelbase	57.8"
Seat Height	35.8"
Ground Clearance	12.6"
Footrest Height	15.4"
Dry Weight	216 lbs. (Wet weight, no fuel)
Fuel Tank Capacity	2.25 US Gallons
Front Suspension	43mm inverted with rebound & spring preload adjustment
Rear Suspension	Steel body shock with adjustable rebound and compression with linkage
Front Wheel Travel	10.6"
Rear Wheel Travel	10.6"
Front Brake	260mm floating rotor
Rear Brake	240mm rotor
Front/Rear Rim	21" (Front) 18" (Rear)
Front/Rear Tire	Enduro Competition
Warranty	6 Month Limited Warranty



ENGINE SPECS

Engine	2-Stroke - 125 200 250 300			
Type	Beta built single cylinder, 2-stroke, adjustable power valve, liquid cooled, counter balancer (250/300), electric start with a back up kick start sold as an option. (*125cc doesn't have an electric starter & comes stock with kick starter.)			
Bore	54mm	62mm	66.4mm	73mm
Stroke	54.5mm	63mm	72mm	69.9mm
Displacement	124.8cc	190.2cc	249cc	292.6cc
Compression Ratio	15.2:1	13.5:1	13.2:1	11.63:1
Exhaust Valve	Beta Progressive Valve (BPV)			
Ignition	AC-CDI Kokusan w/ dual map switch			
Spark Plug	NGK BR9ECMVX NGK BR8ECM NGK BR8ES NGK GR7CI8			
Lubrication	Premix (125cc only) Electric Oil Injection			
Oil Tank Capacity	650cc (Oil not applicable on 125 model)			
Carburetor	Keihin PWK 36mm			
Clutch	Wet multi-disc (125 & 200) Wet Diaphragm-style (250 & 300)			
Transmission	6 Speed			
Final Drive	High quality O-Ring chain			

CHASSIS SPECS

Frame	Molybdenum steel/double cradle with quick air filter access & push button seat removal
Wheelbase	58.1" (125cc/200cc) 58.3" (250cc/300cc)
Seat Height	36.6"
Ground Clearance	12.8" (125cc/200cc) 12.6" (250cc/300cc)
Footrest Height	16.1" (125cc/200cc) 16.0" (250cc/300cc)
Dry Weight (wet weigh, no fuel)	207 lbs. (125cc) 214 lbs (200cc) 228 lbs (250/300)
Fuel Tank Capacity	2.5 US Gallons
Front Suspension	48mm Sachs USD fork, adjustable compression, rebound, and spring preload.
Rear Suspension	Aluminum Body Sachs shock w/ adjustable rebound and hi/low speed compression
Front Wheel Travel	11.6"
Rear Wheel Travel	11.4"
Front Brake	260mm floating rotor
Rear Brake	240mm rotor
Front/Rear Rim	21" (Front) 18" (Rear)
Front/Rear Tire	Enduro Competition
Warranty	6 Month Limited Warranty

Rideability

TECHNICAL SPECS



STREET-LEGAL OFF ROAD

ENGINE SPECS

Engine	4-Stroke - 350 390 430 500			
Type	Single cylinder, 4-valve, (titanium intake and exhaust), 4-stroke, liquid cooled, cooling fan, electric start.			
Bore	88mm	88mm	95mm	100mm
Stroke	57.4mm	63.4mm	60.84mm	60.8mm
Displacement	349cc	385.6cc	430.9cc	477.5cc
Compression Ratio	13.19:1	12.48:1	12.33:1	11.86:1
Valve Train	Titanium Intake & Exhaust			
Ignition	DC-CDI Kokusan w/ dual map switch 200 watt output at 6000 RPM			
Spark Plug	NGK LKAR 8A-9			
Lubrication	Twin oil pumps with cartridge oil filter Separate oil for engine and clutch			
Fuel System	42mm Electronic Fuel Injection (Twin Injectors)			
Clutch	Wet Diaphragm-style			
Transmission	6 Speed			
Final Drive	High quality O-Ring chain			
Warranty	12 Months Limited Warranty			

CHASSIS SPECS

Frame	Molybdenum steel/double cradle with quick air filter access & push button seat removal
Wheelbase	58.7"
Seat Height	37"
Ground Clearance	12.6"
Footrest Height	16.3"
Dry Weight <small>(wet weigh, no fuel)</small>	241 lbs. (350cc & 390cc) 243 lbs (430cc & 500cc)
Fuel Tank Capacity	2.4 US Gallons
Front Suspension	48mm Sachs USD fork, adjustable compression, rebound, and spring preload.
Rear Suspension	Aluminum Body Sachs shock w/ adjustable rebound and hi/low speed compression
Front Wheel Travel	11.6"
Rear Wheel Travel	11.4"
Final Gearing	15t front, 48t rear (Comes with a 13t front for off road use)
Front Brake	260mm floating rotor
Rear Brake	240mm rotor
Front/Rear Rim	21" (Front) 18" (Rear)
Front/Rear Tire	DOT Maxxis Enduro
Electrical	Trail Tech Voyager GPS Unit



ENGINE SPECS

Engine	2-Stroke - 300
Type	Beta built single cylinder, 2-stroke, adjustable power valve, liquid cooled, electric start with a back up kick start sold as an option.
Bore	72mm
Stroke	72mm
Displacement	293.1 cc
Compression Ratio	11.63:1
Exhaust Valve	Beta Progressive Valve (BPV)
Ignition	AC-CDI Kokusan w/ dual map switch
Spark Plug	NGK BR8ECM
Lubrication	Premix
Oil Tank Capacity	N/A
Carburetor	Keihin PWK 38mm
Clutch	Wet Diaphragm-style
Transmission	6 Speed
Final Drive	High quality O-Ring chain

CHASSIS SPECS

Frame	Molybdenum steel/double cradle with quick air filter access & push button seat removal
Wheelbase	58.6"
Seat Height	37"
Ground Clearance	13.3"
Footrest Height	16.9"
Dry Weight <small>(wet weigh, no fuel)</small>	220 lbs
Fuel Tank Capacity	2.51 US Gallons
Front Suspension	48mm Sachs KYB fork, adjustable compression, rebound, and spring preload.
Rear Suspension	Aluminum Body Sachs shock w/ adjustable rebound and hi/low speed compression
Front Wheel Travel	12.0"
Rear Wheel Travel	11.8"
Front Brake	260mm floating rotor
Rear Brake	240mm rotor
Front/Rear Rim	21" (Front) 19" (Rear)
Front/Rear Tire	Michelin Starcross
Warranty	6 Month Limited Warranty

TECHNICAL SPECS



ENGINE SPECS

Engine	2-Stroke - 125 200 250 300			
Type	Beta built single cylinder, 2-stroke, adjustable power valve, liquid cooled, counter balancer (250/300), electric start with a back up kick start sold as an option. (*125cc doesn't have an electric starter & comes stock with kick starter.)			
Bore	54mm	62mm	66.4mm	73mm
Stroke	54.5mm	63mm	72mm	69.9mm
Displacement	124.8cc	190.2cc	249cc	292.6cc
Compression Ratio	15.2:1	13.5:1	13.2:1	11.63:1
Exhaust Valve	Beta Progressive Valve (BPV)			
Ignition	AC-CDI Kokusan w/ dual map switch			
Spark Plug	NGK BR9ECMVX NGK BR8ECM NGK BR8ES NGK GR7C18			
Lubrication	Premix (Electric Oil Injection Kit can be ordered as accessory, except on 125)			
Carburetor	Keihin PWK 36mm			
Clutch	Wet multi-disc (125 & 200) Wet Diaphragm-style (250 & 300)			
Transmission	6 Speed			
Final Drive	High quality O-Ring chain			

CHASSIS SPECS

Frame	Molybdenum steel/double cradle with quick air filter access & push button seat removal
Wheelbase	58.1" (125cc/200cc) 58.3" (250cc/300cc)
Seat Height	36.6"
Ground Clearance	12.8" (125cc/200cc) 12.6" (250cc/300cc)
Footrest Height	16.1" (125cc/200cc) 16.0" (250cc/300cc)
Dry Weight <small>(wet weigh, no fuel)</small>	207 lbs. (125cc) 214 lbs (200cc) 228 lbs (250/300)
Fuel Tank Capacity	2.5 US Gallons
Front Suspension	48mm KYB AOS Closed Cartridge fork, adjustable compression & rebound.
Rear Suspension	Aluminum Body Sachs shock w/ adjustable rebound and hi/low speed compression
Front Wheel Travel	11.6"
Rear Wheel Travel	11.4"
Front Brake	260mm floating rotor
Rear Brake	240mm rotor
Front/Rear Rim	21" (Front) 18" (Rear)
Front/Rear Tire	Metzeler Six Days Off-Road Tire
Warranty	6 Month Limited Warranty



ENGINE SPECS

Engine	4-Stroke - 350 390 430 480			
Type	Single cylinder, 4-valve, (titanium intake and exhaust), 4-stroke liquid cooled, electric start. (back up kick start available as option)			
Bore	88mm	88mm	95mm	100mm
Stroke	57.4mm	63.4mm	60.8mm	60.8mm
Displacement	349.1cc	385.6cc	430.9cc	477.5cc
Compression Ratio	13.19:1	12.48:1	12.33:1	11.86:1
Ignition	DC-CDI Kokusan w/ dual map switch 200 watt output at 6000 RPM On-Demand Traction Control			
Spark Plug	NGK LKAR 8A-9			
Lubrication	Twin oil pumps with cartridge oil filter Separate oil for engine and clutch			
Fuel System	42mm Electronic Fuel Injection (Twin Injectors)			
Clutch	Wet Diaphragm-style			
Primary Ratio	28:76 (350 & 390) 31:72 (430 & 430)			
Transmission	6 Speed			
Final Drive	High quality O-Ring chain, DID			

CHASSIS SPECS

Frame	Molybdenum steel/double cradle split above exhaust port. Quick air filter access & push button seat removal
Wheelbase	58.7"
Seat Height	37"
Ground Clearance	12.6"
Footrest Height	16.3"
Dry Weight <small>(wet weigh, no fuel)</small>	237 lbs. (350cc & 390cc) 239 lbs (430cc & 480cc)
Electrical	Multi-function meter
Fuel Tank Capacity	2.4 US Gallons
Front Suspension	48mm KYB AOS Closed Cartridge fork, adjustable compression & rebound
Rear Suspension	Aluminum Body Sachs shock w/ adjustable rebound and hi/low speed compression
Front Wheel Travel	11.6"
Rear Wheel Travel	11.4"
Final Gearing	13t front, 48t rear
Front Brake	260mm rotor
Rear Brake	240mm rotor
Front/Rear Rim	21" (Front) 18" (Rear)
Front/Rear Tire	Metzeler Six Ddays Off-Road Tire
Warranty	6 Month Limited Warranty

TECHNICAL SPECS



ENGINE SPECS

Engine	2-Stroke - 125 200 250 300 300 SS
Type	Beta-Built single cylinder, 2-stroke, liquid cooled.
Bore	54mm 64mm 72.5mm 79mm 79mm
Stroke	54.5mm 60.5mm 60.5mm 60.5mm 60.5mm
Displacement	124.8cc 194.6cc 249.7c 296.5cc 299cc
Compression Ratio	15.9:1 11.4:1 9:1 10.9:1 10:1
Ignition	12 volt, 110 watt with dual-map switch (aggressive or soft settings) (85 watt on 200cc)
Spark Plug	NGK GR7CI8 NGK BR7ES (200cc only)
Lubrication	Pre-mix (Synthetic Oil)
Carburetor	Keihin PWK 28mm
Clutch	Wet multi-disc with cush-drive basket
Transmission	6 Speed

* EVO SPORT - SPECS

Seat Height	32"
Dry Weight	148lbs.
Fuel Tank Capacity	2 US Gallons
Final Gearing	10t front, 43t rear (125) 12t front, 41t rear (200) 11t front, 42t rear (250, 300)
Front/Rear Tire	Shinko Knobby

CHASSIS SPECS

Frame	Aluminum beam, single wave, Hydro-formed with built in fuel tank
Wheelbase	51.4"
Seat Height	26" *
Ground Clearance	12.2"
Footrest Height	13.6"
Dry Weight (wet weigh, no fuel)	145lbs. (125 & 200) 146 lbs (250, 300, 300ss) *
Fuel Tank Capacity	.75 US Gallons *
Front Suspension	38mm Paioli w/ hard-coated tubes (250, 300, 300ss)
Rear Suspension	Adjustable single shock, aluminum bodied, with a nitrogen valve including linkage
Front Wheel Travel	6.5"
Rear Wheel Travel	7.1"
Final Gearing	9t front, 43t rear (125) 11t front, 42t rear (200) 10t front, 42t rear (250, 300, 300ss) *
Front Brake	185mm rotor with 4-piston caliper
Rear Brake	160mm rotor with twin-piston caliper
Front/Rear Rim	21" (Front) 18" (Rear)
Front/Rear Tire	Dunlop Trial *
Warranty	6 Month Limited Warranty



ENGINE SPECS

Engine	4-Stroke - 300
Type	Single cylinder, 4-stroke, 4-valve, liquid cooled.
Bore	84mm
Stroke	53.6mm
Displacement	297.3cc
Compression Ratio	9.7:1
Ignition	Electronic 12 volt with dual-map switch (aggressive or soft setting)
Spark Plug	NGK MR7BI-8
Lubrication	Internal oil pump w/ cartridge filter
Carburetor	Mikuni CV
Clutch	Wet multi-disc
Transmission	5 Speed

CHASSIS SPECS

Frame	Aluminum beam, single wave, Hydro-formed with built in fuel tank
Wheelbase	51.4"
Seat Height	26"
Ground Clearance	12.2"
Footrest Height	13.6"
Dry Weight (wet weigh, no fuel)	155.5 lbs.
Fuel Tank Capacity	.75 US Gallons
Front Suspension	38mm Paioli w/ hard-coated tubes
Rear Suspension	Adjustable single shock, aluminum bodied, including linkage
Front Wheel Travel	6.5"
Rear Wheel Travel	7.1"
Final Gearing	11t front, 42t rear
Front Brake	185mm rotor with 4-piston caliper
Rear Brake	160mm rotor with twin-piston caliper
Front/Rear Rim	21" (Front) 18" (Rear)
Front/Rear Tire	Dunlop Trial
Warranty	6 Month Limited Warranty

TECHNICAL SPECS



ENGINE SPECS

Engine	2-Stroke - 125 200 250 300			
Type	Single cylinder, 2-stroke, liquid cooled w/ reed valve			
Bore	54mm	64mm	72.5mm	79mm
Stroke	54.5mm	60.5mm	60.5mm	60.5mm
Displacement	124.8cc	194.6cc	249.7c	296.5cc
Compression Ratio	15.9:1	11.8:1	9:1	10:1
Ignition	12 volt, 110 watt with dual-map switch (aggressive or soft settings) (85 watt on 200cc)			
Spark Plug	NGK GR7CI8 NGK BR7ES (200cc only)			
Lubrication	Pre-mix (Synthetic Oil)			
Carburetor	Keihin PWK 28mm			
Clutch	Wet multi-disc with cush-drive basket			
Transmission	6 Speed			

CHASSIS SPECS

Frame	Aluminum beam, single wave, Hydro-formed with built in fuel tank
Wheelbase	51.4"
Seat Height	26"
Ground Clearance	12.2"
Footrest Height	13.6"
Dry Weight (wet weigh, no fuel)	143lbs. 144lbs. 145lbs. 145 lbs.
Fuel Tank Capacity	.75 US Gallons
Front Suspension	38mm w/ adjustable compression & rebound
Rear Suspension	Adjustable single shock w/ adjustable compression and rebound, including linkage.
Front Wheel Travel	6.5"
Rear Wheel Travel	7.1"
Final Gearing	10t front, 42t rear (125) 11t front, 42t rear (200) 10t front, 42t rear (250, 300)
Front Brake	185mm rotor with 4-piston caliper
Rear Brake	160mm rotor with twin-piston caliper
Front/Rear Rim	21" (Front) 18" (Rear)
Front/Rear Tire	Michelen XLite Trial
Warranty	6 Month Limited Warranty



ENGINE SPECS

Engine	4-Stroke - 300
Type	Single cylinder, 4-stroke, 4-valve, liquid cooled w/ reed valve
Bore	84mm
Stroke	53.6mm
Displacement	297.3cc
Compression Ratio	11:1
Ignition	Electronic 12 volt, 85 watt with dual-map switch (aggressive or soft setting)
Spark Plug	NGK CR7EB
Lubrication	Internal oil pump w/ cartridge filter
Carburetor	Mikuni CV
Clutch	Wet multi-disc w/ cush-drive basket
Transmission	5 Speed

CHASSIS SPECS

Frame	Aluminum beam, single wave, Hydro-formed with built in fuel tank
Wheelbase	51.4"
Seat Height	26"
Ground Clearance	12.2"
Footrest Height	13.6"
Dry Weight (wet weigh, no fuel)	155.5 lbs. dry
Fuel Tank Capacity	.75 US Gallons
Front Suspension	38mm w/ adjustable compression and rebound
Rear Suspension	Single shock w/ adjustable compression and rebound, including linkage
Front Wheel Travel	6.5"
Rear Wheel Travel	7.1"
Final Gearing	11t front, 42t rear
Front Brake	185mm rotor with 4-piston caliper
Rear Brake	160mm rotor with twin-piston caliper
Front/Rear Rim	21" (Front) 18" (Rear)
Front/Rear Tire	Michelen X11 Trial
Warranty	6 Month Limited Warranty

Rideability

Beta

FACTORY SUSPENSION

Beta has recently designed a simple new way to order suspension tailored for each individual rider. Once you are logged on the betasuspension.com site you will be able to choose from different packages, and/or service options for your new or used Beta. Before checking out, complete the build form and your factory suspension will be tailored to your specific riding style, weight, and riding terrain. A special suspension box is sent to you or your dealer to insure your suspension is not damaged while enroute to Beta USA. Your customized suspension will be then shipped to your dealer upon build completion.



Support Package



Factory Package



Factory Pro Package



BETASUSPENSION.COM



Beta recognizes that not all riders have the same needs. Our BYOB program is designed for riders that want a bike built for them! We have created a custom build program that allows the Beta owner to build his or her new ride the way it should be...for them!

Chassis Parts

Customize your ride with over-sized tanks, graphics, carbon fiber, and much more.

Engine Add-ons

Radiator fans, billet caps, parts and more!

Gearing & Rotors

Upgrade your sprockets, brake rotors, and more.

Wheels & Tires

Upgrade your tires, wheels, rims, hubs, and more.

Finish Details

Add it all up and place your deposit on your custom Beta!



ENDURO DEALER MODELS POD

Xtrainer / 200 RR / 250 RR / 300 RR Race Edition / 350 RR Race Edition / 390 RR-S / 430 RR-S / 500 RR-S

TRIALS DEALER MODELS POD

EVO 200 / EVO 250 / EVO 300 / EVO 300 4-Stroke

The "Demo POD" program allows riders to try out eight different off and on-road Beta models. These are local events hosted by Beta Dealerships.

Riders of all brands are encouraged to reach out to their local Beta dealer to take part in test riding the best of what Beta has to offer. We are confident that once you ride a Beta you'll be hooked.

Visit: www.betausa.com/find-a-dealer/ to locate a dealer in your area and find out what weekend they are offering Beta demonstrations.



Rideability



Beta
motorcycles

BETAUSA.COM